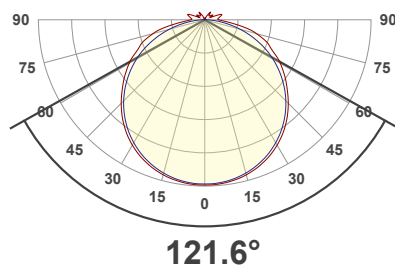


OPTIQUE LAB Results

Zonal Lumen Summary

Zone	Lumens	% Fixture
0° – 15°	25.2 lm	
0° - 30°	94.4 lm	
0° - 45°	189 lm	
0° - 60°	284 lm	
0° - 75°	356 lm	
0° - 90°	388 lm	

Total Lumen Output: 415

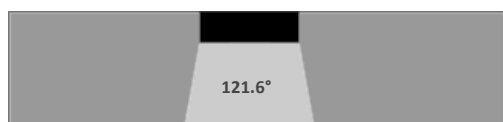


Beam Angle

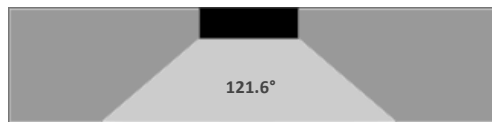
<60°

>60°

BEAM ANGLE



BEAM ANGLE

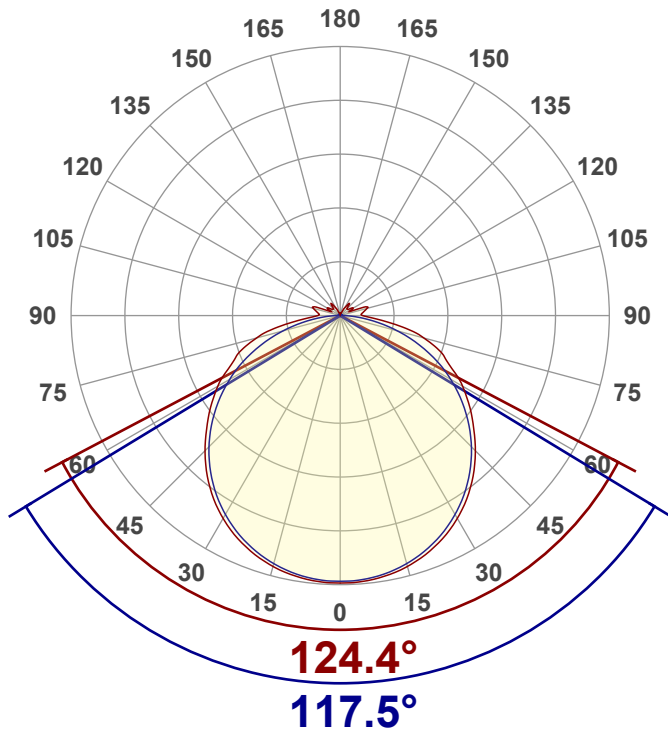


FootCandles

Distance	Foot Candles
1'	120 fcd
1.5'	53 fcd
2'	30 fcd
2.5'	19 fcd
3'	13 fcd
4'	7 fcd
5'	5 fcd
6'	3 fcd
9'	1 fcd
12'	1 fcd

OPTIQUE LAB Results

Angular Distribution 0 – 90°



Color Vector Graphic

		Graphic shifts (%)	
Hue Bin	R _r	Chroma	Hue
1	97	-1%	0%
2	98	0%	-1%
3	96	0%	0%
4	96	-3%	-1%
5	96	-1%	2%
6	95	2%	3%
7	96	1%	1%
8	97	2%	0%
9	97	1%	1%
10	96	1%	2%
11	94	2%	3%
12	93	4%	-1%
13	94	2%	-4%
14	93	3%	-4%
15	95	0%	0%
16	91	1%	-7%

